

Shikigaku Cloud Organization Survey Quick Manual

Shikigaku Cloud Login

※If you receive an e mail, please answer by opening the link of the mail.

1. Access the following URL.

URL : <https://shikigaku-cloud.com/login>

2. You can switch from Japanese to English by clicking “English” in the upper right corner of the screen.

Japanese English

メールアドレスorログインID

パスワード

パスワードを入力

自動ログインを有効にする

ログインする

パスワードの新規設定・忘れてしまった方は[こちらへ](#)

Continue with Google

3. Enter the following information to log in.

- Email Address or Login ID : Your email address or ID
- Password : Your Password

here'. At the bottom, there is a 'Continue with Google' button."/>

Email Address or Login ID

Password

Enter Password

Enable Auto-Login

Log In

For password reset or if you have forgotten it, please click [here](#)

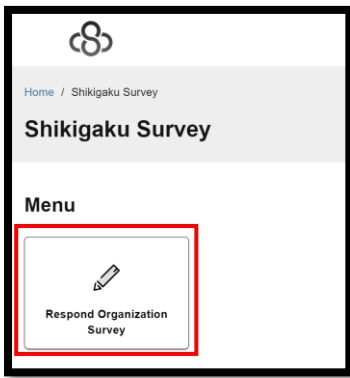
Continue with Google

Organization Survey Procedures

1. Click on the "Shikigaku Survey" button



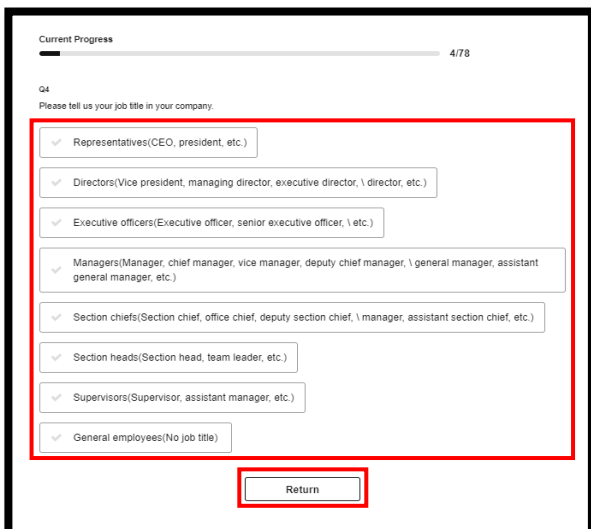
2. Click on the "Respond Organization Survey" button



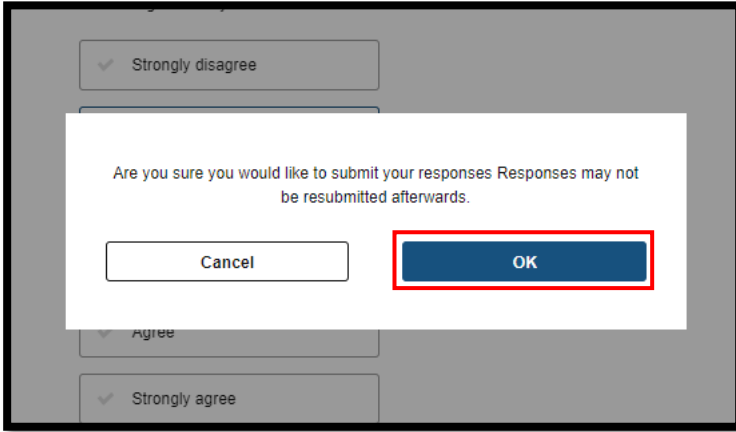
3. Begin responding to the questions for the survey that you are completing.



4. From the choices given, click your answer (if you make a mistake in your chosen answer, you may return to the previous question by clicking the 'Return' button).



5. After you have completed the final question of the survey, click the 'OK' button, and then the survey procedures will be complete (after submitting a survey, it may not be resubmitted afterwards).



6. The survey has been completed.

